













Progression in Scratch

Italics – reinforce skill

	Year 3	Year 4	Year 5	Year 6
Additional knowledge		New sprite New background Right click–duplicate & delete	<i>New sprite</i> <i>New background</i> <i>Right click–duplicate &amp; delete</i>	<i>New sprite</i> <i>New background</i> <i>Right click–duplicate &amp; delete</i> Additional sprite
		Move _ steps If on edge bounce Set rotation style _ (left-right) Point in direction _ (90 or -90)		<i>Move _ steps</i> <i>If on edge bounce</i> <i>Set rotation style _ (left-right)</i> <i>Point in direction _ (90 or -90)</i> Point towards Turn _ degrees Turn _ degrees
		Change size by _ Switch costume to _ Switch backdrop to _ ? say ___ (hello) ? say ___ (hello) for 2 secs	<i>Switch costume to _</i> <i>Switch backdrop to _</i> <i>? say ___ (hello)</i> <i>? say ___ (hello) for 2 secs</i>	Show Hide
		Start sound _ Play sound _ until done Play drum _ for _ beats Play note _ for _ beats Stop all sounds	Start sound _ Play sound _ until done Play drum _ for _ beats Play note _ for _ beats Stop all sounds	
				Pen up Pen down Set pen colour to _ Set pen size to _ Clear
		When  clicked When this sprite clicked When space key pressed When → key pressed When ← key pressed	<i>When  clicked</i> <i>When this sprite clicked</i> <i>When space key pressed</i>	<i>When  clicked</i> <i>When this sprite clicked</i> <i>When space key pressed</i> <i>When → key pressed</i> <i>When ← key pressed</i>

		Repeat _ Forever Wait _ (0.5) secs	If _ then Repeat until _ If _ then _ else _	<i>Repeat _</i> <i>Forever</i> <i>Wait _ (0.5) secs</i>
			Ask _____ and wait Answer	Touching _
			_ = _	Pick random _ to _
			Make a variable (score) Set score to _ Change score by _	<i>Make a variable (score)</i> <i>Set score to _</i> <i>Change score by _</i>