



# London's Burning















## Y2 Main Overview (Summary of Topic/Key Information)

As part of this fantastic topic we will be learning all about the plague and the Great Fire of London. We will be learning about the events leading up to the fire and the impact this event had on Britain. We will also be learning about famous people such as Samuel Pepys. We will gain an understanding of the past and ask and answer historical questions. We will use artefacts, pictures, stories and online resources to find out about the past.



Key Facts	The fire started on Sunday 2nd September 1666. The fire started in London, on Pudding Lane, in a bakery. The baker, Thomas Farriner, believed he put the fire out but in the middle of the night the fire grew and his house was in flames. A total of 13,200 house and 87 churches were destroyed, plus, St Paul's Cathedral, The Royal Exchange and Guildhall also burnt down. Pudding Lane is still there today. Building regulations had to be brought in to stop this happening again. Instead of wood, brick had to be used on all houses. Many streets were widened across London. Samuel Pepys became famous for writing a diary of the events.	
Key Questions	Who famously wrote about the fire in his diaries? How long did the fire last? Which famous landmark burnt down in the fire? Where did the fire start? In what year did the Great Fire of London happen? What caused the fire to spread quickly? How did the fire change London?	

Subject	Key Skills Covered	Key Vocabulary
History	We will learn about the important events of this period of time, including how the fire spread and the lives of significant people living at the time, including Samuel Pepys. We will then understand how London was rebuilt after the fire and how the building materials used today are now very different. The children will recall specific dates in history and be able to place dates, events and artefacts on a timeline. 	Fire, smoke, London, bakery, River Thames, Monument, diary, Tower of London, cart, burning, St. Paul's Cathedral, Samuel Pepys, plague, spread.
Geography	Children will describe how events in history have shaped our lives and physical surroundings. Children will learn how London has changed, including its buildings, people and transport. We will learn how houses; narrow streets and the fire brigade have changed. Children will study images of London before and after the fire. 	Locality, Area Surroundings, North South, West, East, London, Pudding Lane, River Thames.
Science	We will learn about everyday materials including wood, plastic, metal, water and rock. Children will have the opportunity to explore the properties of many materials. Children also will carry out a simple investigation to help them decide which material would be most suitable for different uses. A range of learning activities are used in this unit including, discussions, labelling and matching activities, games, and investigations. 	Hard, soft, stretchy, stiff, flexible, shiny, dull, rough, smooth, bendy, waterproof, absorbent, wood, plastic, metal, paper, glass, rock, brick, fabrics, elastic.
Art	We will learn about the artists Georges Braque and Kurt Schwitters. We will develop our use of line and shape. Children will look at houses during the time of Great Fire and draw a house in that style using pencils/charcoal. Children will use collage techniques to create a Great Fire of London picture. 	Media, Design, Material Fabric, Paint, Chalk, Pencil, Paper, Artists, Mixed, Canvas, Colour

DT	<p>We will be making our own bread. We will learn about the principles of a healthy diet and begin to understand where food comes from. We will discuss what we know about bread and how it is made. Children will have the opportunity to follow a recipe and make their own bread. Children will taste it and evaluate it.</p>		<p>Design, healthy diet, origins, food, farming, harvest, recipe, instructions, ingredients, bread, structure, taste, evaluate.</p>
Music	<p>Children will learn how to listen and appraise. We will compose sounds of the Great Fire of London compositions. We will enjoy moving to music by dancing and marching and learning how songs can tell a story or describe an idea. Children will learn how to treat instruments carefully and with respect.</p>		<p>Instrument, Beat, Rhythm Tone, Singing, Music, Instrumental, Perform, Audience, Play, Timing, Improvise</p>
PE	<p>We will master movements such as running, jumping, catching and throwing. We will be swimming this term at Basildon Sporting Village. The children will be taught how to be around water safely.</p>		<p>Throw, Catch, Beat, Count Team, Pass, Jumping, Landing, Bending, Balance. Water, swimming, floating.</p>
Computing	<p>We will be learning to use the internet safely. Children will learn to use technology purposefully to create, retrieve and store digital content. We will also recap on our word processing skills and demonstrate how to select text and then change the font size and colour.</p>		<p>Internet, Keyboard, Mouse, Spacebar, Enter, Return, Delete, Backspace, Edit, Save, Save As,</p>
RE	<p>We will be looking at special words and stories in religions with a focus this term on Christianity, Judaism and Sikhism. We will look at our special books and stories, our special nursery rhymes, poems and songs and our first and favourite words.</p>		<p>Holy, Special, Church Christianity, Judaism Sikhism, Religion, Prayer, Holy book, Service, People, Clothing, Book.</p>
PSHE	<p>We will be learning about 'Keeping Myself Safe'. We will learn to recognise that body language and facial expression can give clues as to how comfortable and safe someone feels in a situation. We will identify safe secrets (including surprises) and unsafe secrets. We will learn to recognise the importance of telling someone they trust about a secret which makes them feel unsafe or uncomfortable. We will also continue to learn the Willowbrook core values; INDEPENDENCE – HAPPINESS – TEAM WORK – CARING – RESPECT – HONESTY.</p>		<p>Well-being, Friendship, Support, Expectations, Confidence, Care, Kindness, Sharing, Rules, Team work, Independence, Happiness, Caring, Respect &amp; Honesty.</p>
English	<p>We will be using our topic to create exciting writing opportunities. We will be writing explanations and recounts. We will link these to our theme of The Great Fire of London. We will also write letters and diary entries about the fire. In addition to this we will be reading, learning and sharing a variety of poetry. We will then enjoy writing our own poems.</p>		<p>Purpose, Structure, Dates, Language, Grammar Spelling, Punctuation, Poems, Letters, Diaries, Story, Fictions, Non-fiction, Facts, Opinion, Comprehension</p>
Maths	<p>We will be learning through concrete, pictorial and then abstract methods. This is where the children will be using physical objects to solve maths problems. Children then move on to using pictures and drawings to solve problems and then finally abstract. This is when the children have a deeper understanding. This term we will focus on multiplication, division, statistics, geometry and fractions.</p>		<p>Mastery, Addition Subtraction, Groups, Equals, Calculations, Place Value, Measurement, Depth, Greater Depth, Pictorial, Concrete, Abstract, Pictures.</p>